Sam

sat mat

Sam Tam

Sam! Tam!

Sam sat.
Tam sat.

Sam.

Tam.

Sam sat.



Tam sat.

Mini Book: Sam

Fold it, then read it.

Name _____ Date _____ RF.K.4

Sam sat.

For the grown-up · 2 minutes before the page

Watch me Say: "I read the title: Sam. On each page I touch the dot under each word as I read it: Sam. Sat. Sam sat."

We do Read each page together. Your child points; you both say each word.

You do Your child reads the book to you. If a word sticks, say: touch it and say the sounds. Help with one sound, not the whole word.

1 

Print one sheet. Fold it in half the long way, then in half the short way, then in half again. Open it flat: 8 boxes, 2 across and 4 down.

2 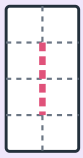

Cut along the long middle crease, only across the middle 2 boxes (the thick dashed line). Keep the ends uncut.

3

Fold it in half the long way, pictures out. The cut is on the folded edge.

4

Hold the two ends and push them toward each other: the cut opens into a plus shape. Fold the pages flat into a book with Sam on the cover.

Every word in this book

Sam Tam sat mat

Sam

Tam

Only the sounds a, m, s and t, no other words. Sam is the girl. Tam is the mouse.

Read it 3 times ☆ ☆ ☆

Rusty says: touch each dot and read the whole book!

Made free at sounditoutreading.com

Handwriting: t s m a

I can write a, m, s and t.

Name _____ Date _____ L.K.1a

For the grown-up · 2 minutes before the page

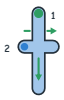

Watch me Say: "t: pull down, cross at the middle line. s: curve back, curve forward. m: pull down, push up, curve over, pull down, push up, curve over, pull down. a: circle back, push up, pull down. I trace 3, then I write one by myself from the green dot."

We do Write each letter in the air together, big, saying its path. Trace the first one together.

You do Your child traces 3 of each from the green dots, then writes one alone in the last space, saying the path.

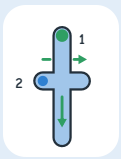

top

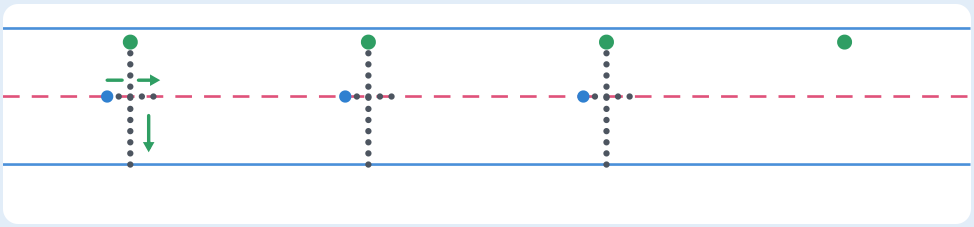

trace, trace, trace, then you

sun

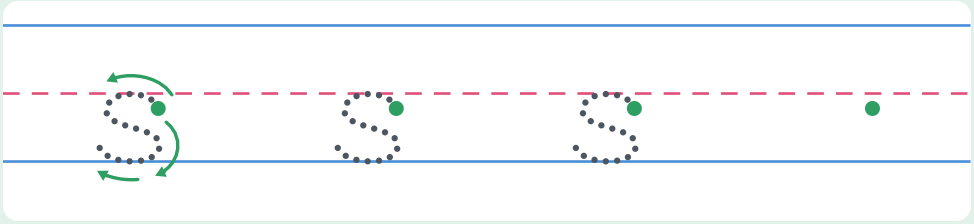

trace, trace, trace, then you



map

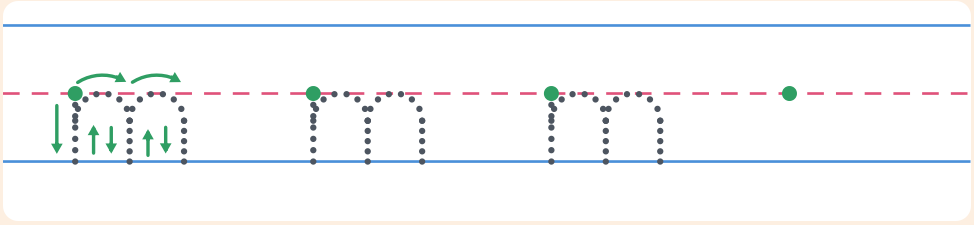

trace, trace, trace, then you

apple

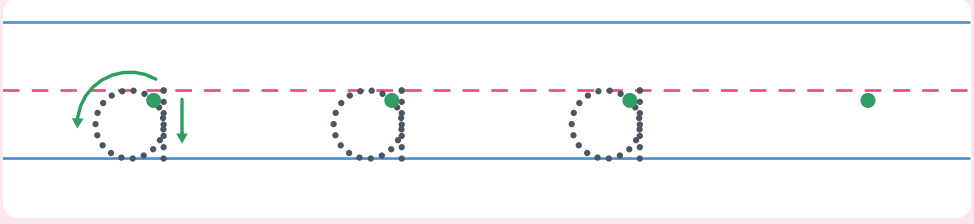

trace, trace, trace, then you

Splash says: start at the green dot and follow the arrow!

Made free at sounditoutreading.com